

# 6AYM-WET

M-rating 610kW (829mhp)

# YANMAR

MARINE  
PROPULSION  
DIESEL ENGINE



- 6-cylinder, direct injection, heat exchanger cooling.
- Turbocharger + intercooler.
- 4-valves per cylinder for higher combustion efficiency.
- Available either with marine gear or without marine gear.
- Conform to IMO Tier II emissions regulations.

## Specifications

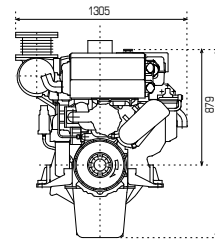
Model	6AYM-WET M-rating	
Number of cylinders	6 in-line	
Bore × stroke	mm	155 × 180
Displacement	lit.	20.379
Rated output	kW(hp)/rpm	M : 610(829)/1900
Combustion system	Direct injection	
Aspiration	Turbocharger + intercooler	
Starting system	Electric starting motor (24V 7.0kW)	
Cooling system	Heat exchanger	
Size of flywheel housing and flywheel	SAE #0 and 18 in.	
Dry mass	kg	2365 (without marine gear)
Dimensions (L×W×H)	mm	2000×1305×1431

## Marine gear specifications

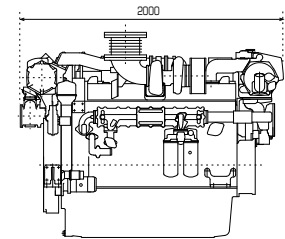
Engine model : 6AYM-WET M-rating		
Model	YXH-240	YXH-240L
Type	Hydraulic multi-disc clutch	
Reduction ratio (Ahead)	1.95 2.27 2.56 3.03 348	4.89 5.36 5.91 6.57 6.95
Direction of rotation (propeller shaft)	Clockwise or counterclockwise	
Dry weight	kg	645 1240

## Dimensions Unit:mm

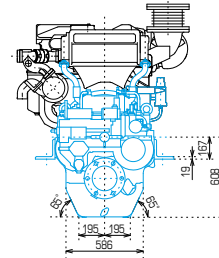
Engine only / Front view



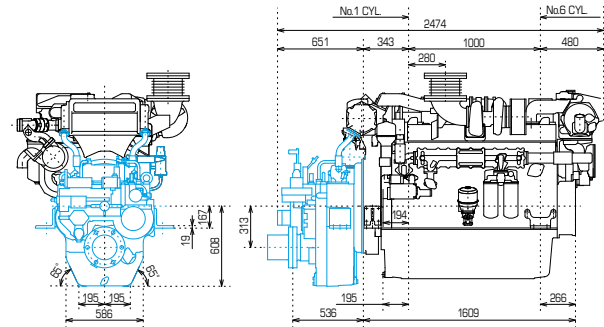
Engine only / Right side view



With YXH240 gearbox / Rear view



With YXH240 gearbox / Right side view



— Marine gear

## Performance curves

